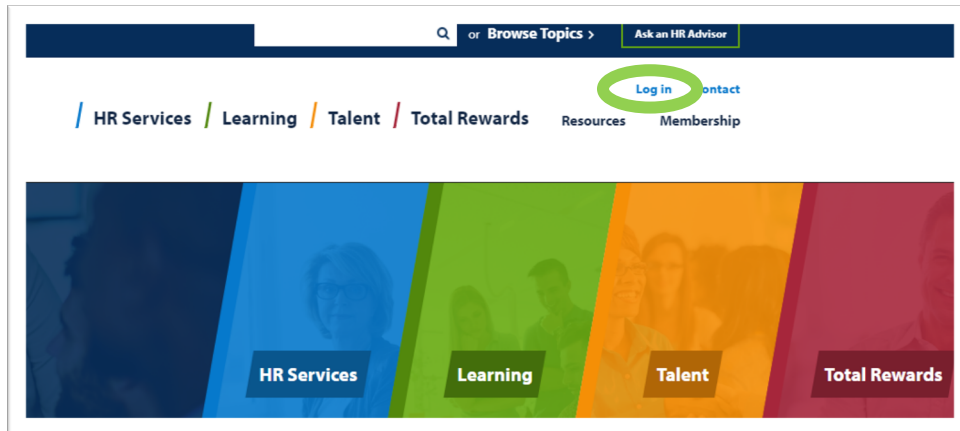
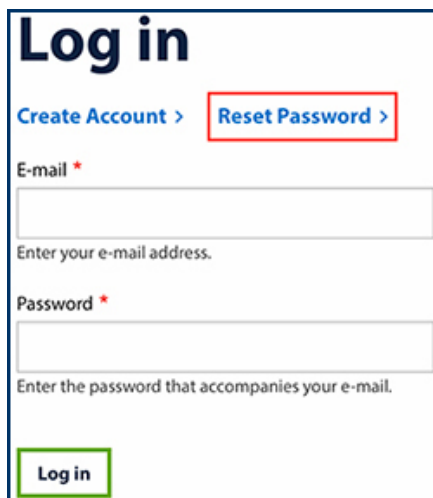


MRA Website Password Reset Process Instructions

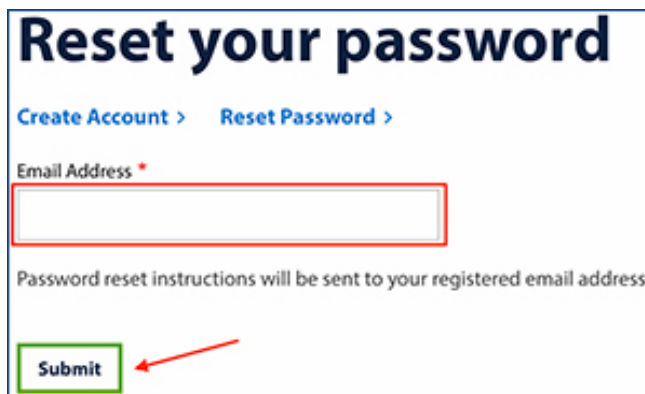
1. Go to MRA's homepage at www.mranet.org and click the "Log in" link in the upper right corner.



2. On the login screen, click the "Reset Password" link.

A screenshot of the MRA website login screen. The title is "Log in". Below the title are two links: "Create Account >" and "Reset Password >". The "Reset Password >" link is highlighted with a red rectangular box. Below the links are two input fields: "E-mail *" and "Password *". The "E-mail *" field has a placeholder text "Enter your e-mail address." and the "Password *" field has a placeholder text "Enter the password that accompanies your e-mail." At the bottom left of the form is a "Log in" button highlighted with a green rectangular box.

3. On the password reset screen, enter your email address and click the "Submit" button.

A screenshot of the MRA website password reset screen. The title is "Reset your password". Below the title are two links: "Create Account >" and "Reset Password >". Below the links is an "Email Address *" input field highlighted with a red rectangular box. Below the input field is the text "Password reset instructions will be sent to your registered email address." At the bottom left of the form is a "Submit" button highlighted with a green rectangular box. A red arrow points to the "Submit" button.

4. Password reset instructions will be sent to you via email. Copy and paste the entire URL into your internet browser. The email will come from no-reply@mranet.org with a subject line of "MRA Website Login Reset." Make sure to check your junk or spam folders if you are not receiving it. You may also need to have your IT department whitelist the mranet.org email domain. Still not getting it? Contact us at 800.488.4845 or MemberRelations@mranet.org.

We got your message, your password has been reset.

Copy and paste the link below into your browser:

<https://www.mranet.org/user/reset/96508606/1593443216/9aUbOS6FT2DDzxQ0wztiA4t0ug8GIRqZBvqbUx2AR>

This link can only be used once to log in. It will take you to a password page where you can enter your new password. Click the Save button and your dashboard will appear.

Remember to make note of the new password you create for future reference.

800.488.4845

#MRAHereForYou

6. It will take you to the page below. Click the "Log in" button. *Note:* It will expire after 24 hours.

This is a one-time login for

Click on this button to log in to the site and change your password.

This login can be used only once.

Log in

7. Type in a new password and confirm it. It must be at least 10 characters long and cannot be the last three passwords used previously. Verify the additional contact fields to make sure that your information is correct, then scroll down to the bottom of the page and click the "Save" button. *Make sure to take note of your newly entered password as MRA does not store this information.*



You have just used your one-time login link. It is no longer necessary to use this link to log in. Please change your password.

Email address *

A valid email address. All emails from the system will be sent to this address. The email address is not made public and will only be used if you wish to receive a new password or wish to receive certain news or notifications by email.

Password

Confirm password

Passwords match: **yes**

Password strength: Strong

To change the current user password, enter the new password in both fields.

Password Requirements

Pass - Password character length of at least 10

Pass - Number of allowed repeated passwords: 3